
ON THE EXPECTED MAXIMUM DEGREE OF GABRIEL AND YAO GRAPHS

*Luc Devroye** *Joachim Gudmundsson†* *Pat Morin‡*

ABSTRACT. Motivated by applications of Gabriel graphs and Yao graphs in wireless ad-hoc networks, we show that the maximum degree of a random Gabriel graph or Yao graph defined on n points drawn uniformly at random from a unit square grows as $\Theta(\log n / \log \log n)$ in probability.

Keywords: Random geometric graphs, Gabriel graphs, Yao graphs, Maximum degree

AMS Classifications: 60D05, 68U05, 52C99

1 Introduction

Wireless ad-hoc networks consist of computers (or sensors) capable of communicating wirelessly with each other without any centralized information, infrastructure, or organization. A common mathematical model of such networks is the *unit disk graph* in which the nodes consist of n points in \mathbb{R}^2 and an edge exists between two nodes if and only if the distance between them is at most r . Depending on the value of r , which represents the transmission range of the wireless transmitters, the network can be anything ranging from a set of isolated vertices to the complete graph. The unit disk graph is also the basic model of continuum percolation theory [17].

The lack of centralized management and organization that occurs in ad-hoc networks means that individual nodes in the network typically only have local information about the nodes that they can communicate directly with. This makes even basic tasks, such as routing, highly non-trivial because the combination of complete lack of organization and the unit disk graph topology is too unwieldy.

One approach to taming ad-hoc networks has been to compute the intersection of the unit disk graph with some “nice” proximity graph, where the intersection of two graphs $G_1 = (V, E_1)$ and $G_2 = (V, E_2)$ is the graph $(V, E_1 \cap E_2)$. If the right proximity graph is chosen, the resulting graph will remain connected (if the original unit disk graph is connected) and will inherit some of the nice properties of the proximity graph. Ideally, the intersection can be computed locally, so that individual nodes can locally determine which of their incident edges belong to the intersection.

One such approach computes the intersection of the unit disk graph with the Gabriel graph [10]. The Gabriel graph contain an edge between two points u and v if and only if the disk whose diameter is $\|uv\|$ and that contains u and v on its boundary contains no points other than u and v (see

*School of Computer Science, McGill University, 3480 University Street, Montreal, Québec, Canada, H3A 2A7

†NICTA, School of IT Building, J12 1 Cleveland Street, University of Sydney, NSW, Australia, 2006

‡School of Computer Science, Carleton University, 1125 Colonel By Drive, Ottawa, Ontario, Canada, K1S 5B6

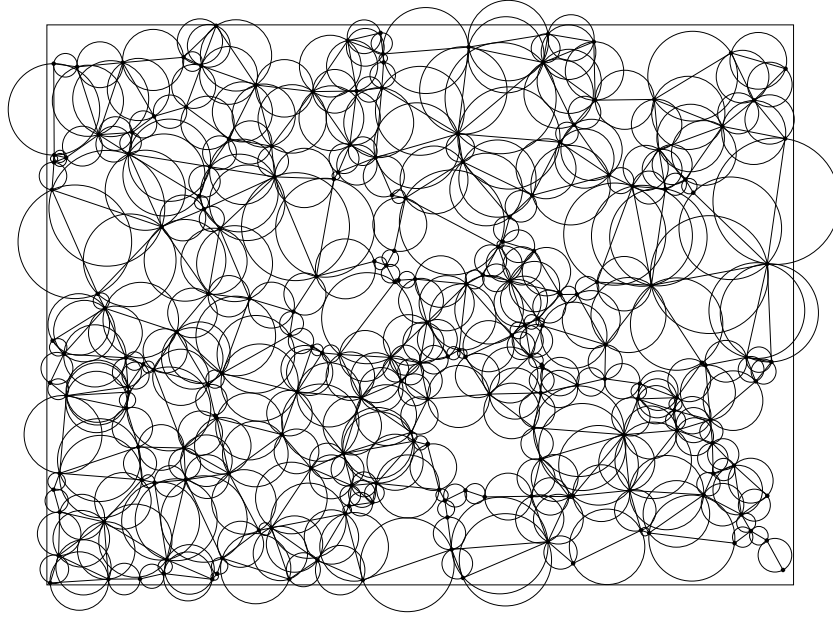


Figure 1: A point set with its Gabriel graph. No circle has any data point in its interior and every circle has an edge as its diameter.

Figure 1). The Gabriel graph is planar and therefore has only a linear number of edges. Algorithms for routing on planar graphs can be applied to the resulting graph or, more commonly, these algorithms can be used for recovery when routing heuristics fail. A number of routing algorithms and protocols have been proposed based on this strategy [2, 4, 13].

Another suggested approach uses the Yao graph [29]. Refer to Figure 2. Let p be a positive integer, let $\theta = 2\pi/p$, and let u be a point in \mathbb{R}^2 . The i -cone of u is the set of all points $w \in \mathbb{R}^2$ such that the angle $\angle quw \in [(i-1)\theta, i\theta)$, where $q = u + (1, 0)$. The θ -Yao graph contains an edge from u to the nearest point in each of u 's i -cones, for $i = 1, \dots, p$. For any constant $p \geq 6$, the θ -Yao graph has at most pn edges and is a *spanner*; for any two vertices u and v , the θ -Yao graph contains a path whose Euclidean length is at most $t \cdot \|uv\|$, where $\|uv\|$ denotes the Euclidean distance between u and v and $t = 1/(1 - 2 \sin(\theta/2))$ is called the *stretch factor*. When applied in the context of unit disk graphs, if there is a path of Euclidean length $\|uv\|_U$ in the original unit disk graph, then there is a path of length at most $t \cdot \|uv\|_U$ in the intersection of the unit disk graph and the θ -Yao graph. Routing strategies based on the Yao graph attempt to find power-efficient routing paths [12, 14, 22, 23].

1.1 New Results

Motivated by the above applications in wireless networks, the current paper studies the Gabriel graph and Yao graph of n points uniformly and independently distributed in a unit square. This distribution assumption can be used to approximately model the unorganized nature of ad-hoc networks and is commonly used in simulations of such networks [28]. Additionally, some types of sensor networks, especially with military applications, are specifically designed to be deployed by randomly placing (scattering) them in the deployment area. This distribution assumption models these applications very well.

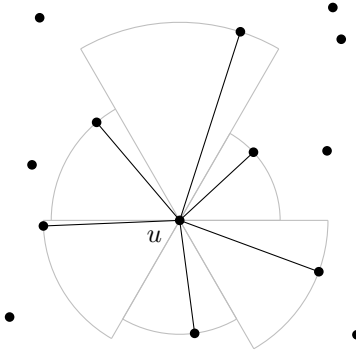


Figure 2: The edges defined by a node u in a $(\pi/3)$ -Yao graph.

We show that the maximum degree of any node in a Gabriel graph or a Yao graph is concentrated at $\Theta(\log n / (\log \log n))$.¹ More specifically, if Δ is the maximum degree of either graph, then we show that there exists constants a and b , such that

$$\lim_{n \rightarrow \infty} \Pr \left\{ \Delta \in \left[\frac{a \log n}{\log \log n}, \frac{b \log n}{\log \log n} \right] \right\} = 1 .$$

For Gabriel graphs, we show this for $(a, b) = (1/12, 1)$ and for Yao graphs we show it for $(a, b) = (1/8, 4)$. The maximum degree is particularly important in wireless networks, since the degree of a node directly impacts the amount of bookkeeping the node must do. With wireless nodes typically being battery operated and often memory- and computation-constrained, the degree of a node should hopefully be as small as possible in order to minimize this bookkeeping.

1.2 Related Work

The monograph by Penrose [20] presents an comprehensive treatment of the properties of unit disk graphs of points uniformly distributed in $[0, 1]^d$ including connectivity, minimum and maximum degree, maximum clique size, and a number of other parameters.

A *random Gabriel graph* in this paper is a Gabriel graph for n points drawn uniformly and at random from $[0, 1]^d$. Its key properties were studied in great depth by Matula and Sokal [15]. For example, the expected number of edges grows as $2^{d-1}n$ [8, 15]. The length of an edge taken at random from all edges has expected value and standard deviation $\Theta(n^{-1/d})$ [8]. These properties hold also for many non-uniform distributions [8].

For a uniform Poisson process, introduced to avoid edge effects, Bern, Eppstein and Yao [3] showed that the expected value of the maximum degree of a Delaunay triangulation grows as $\Theta(\log n / \log \log n)$. For that model, their proof also works for Gabriel graphs. It is known that the Gabriel graph is a subgraph of the Delaunay triangulation (see Toussaint [24]), so that our upper bound on the maximum degree in a Gabriel graph would in fact follow without too much work from the cited paper. Our work on Gabriel graphs differs in three aspects:

¹Throughout this paper $\log x$ denote the natural logarithm of x .

-
1. We show convergence in probability: the fact that the expected maximum degree grows as $\Theta(\log n / \log \log n)$ does not imply that the probability of obtaining such large maximum degrees tends to one. We show it does.
 2. We deal with a fixed sample size model on a unit square, not the Poisson model on the entire plane.
 3. Our proofs are different.

The relative neighborhood graph is obtained by joining all pairs whose loon is empty, where the loon defined by a pair is the intersection of two spheres of equal radius, each having one point as center and the other point on its surface (see Toussaint [25]). As it is a subgraph of the Gabriel graph, our results imply that its maximum degree is $O(\log n / \log \log n)$ in probability. For a general discussion of proximity graphs and their applications, we refer to the survey papers by Toussaint [24, 26]. For an application of the relative neighbourhood graph to wireless networks, see Karp and Kung [13].

To the best of our knowledge, random Yao graphs have not been studied previously. Although researchers have been interested in spanners having small maximum degree (see, the textbook by Narasimhan and Smid [18] for a survey), most research in this area has been on constructing spanners that have low degree in the worst-case. Some of these constructions have been adapted for use in the unit disk graph model of wireless networks [27], but the computation of these spanners is not quite as straightforward and local as that of Yao graphs.

The remainder of this paper is organized as follows. Section 2 presents our results on Gabriel graphs. Section 3 presents our results on Yao graphs. Each of these sections concludes with a summary and discussion of possible generalizations and limitations.

2 Gabriel Graphs

In this section, we prove bounds on the maximum degree of vertices in a Gabriel graph. Before we begin, we discuss an equation that is central to all our upper and lower bound, as well as many other bounds of this type.

Let $c > 0$ be a constant, and let $k = c \log n / \log \log n$. In all our bounds, the value k^k appears at some point in the computations. Note that

$$k^k = n^{c \left(1 + \frac{\log c - \log \log \log n}{\log \log n}\right)} = n^{c-o(1)} . \quad (1)$$

In particular, $k = O(n^c)$ and, for any $\epsilon > 0$, $k = \Omega(n^{c-\epsilon})$.

2.1 A lower bound

In this section, we prove the following result.

Theorem 1. For a random Gabriel graph defined on n points drawn independently from the uniform distribution on $[0, 1]^2$,

$$\lim_{n \rightarrow \infty} \Pr \left\{ \text{maximum degree} < \frac{c \log n}{\log \log n} \right\} = 0$$

for all $c < 1/12$.

Proof. We start with a technical construction of a region and then a point configuration. This construction is parameterized by an integer k and a positive number r . Define the angle $\xi = 2\pi/(3k)$, and partition the plane into $3k$ sectors of angle ξ each, with center at the origin. We refer to Figure 3 for further explanations.

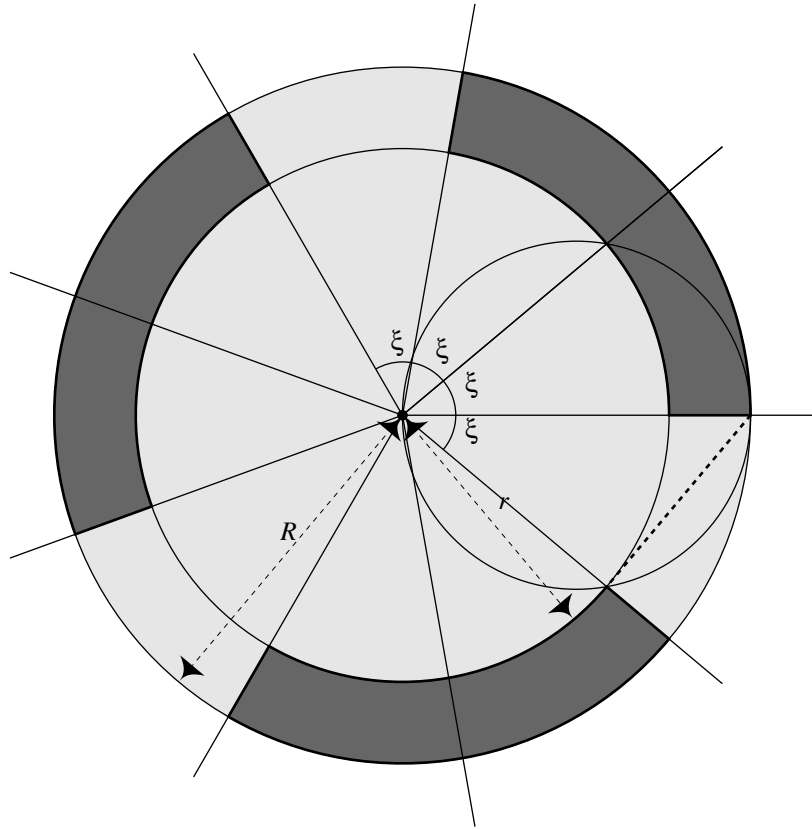


Figure 3: The definition of a pearl

Draw two concentric circles, both centered at the origin, of radii r and R with $R > r$, so that $r = R \cos \xi$. If the sectors are numbered C_1, C_2, \dots, C_{3k} (clockwise) and the circles are S_r and S_R , then we mark k regions (shown in darker color in Figure 3). These regions are of the form $(S_R \setminus S_r) \cap (C_{3i+1} \cup C_{3i+2})$ for $0 \leq i \leq k - 1$. Call these regions pearl regions and denote them by P_1, \dots, P_k . Any circle with its diameter being the segment linking the origin with any point in a pearl region totally avoids any other pearl region. To see this, refer to Figure 3 and recall that $r = R \cos \xi$.

Assume we are given m points in the plane, x_1, \dots, x_m and a center x . If $x + A$ denotes the translate of a set A by x , then we call x a (k, r) -tiara for x_1, \dots, x_m if exactly k of the points x_i fall in

$x + S_R$, and if each set $x + P_j$ covers exactly one of these x_i 's. If we construct the Gabriel graph for x, x_1, \dots, x_m , then the degree of the vertex at x is at least k if x is a (k, r) tiara for x_1, \dots, x_m .

The above construction and definitions are for any point sets. Assume that a random sample of size n is drawn from the uniform distribution on $[0, 1]^2$, and denote it by X_1, \dots, X_n . Define $k = \max(3, \lfloor c \log n / \log \log n \rfloor)$ and $r = 1/\sqrt{n}$. We say that X_i is a *jewel* if X_i is a (k, r) tiara for $\{X_j : j \neq i\}$ and if X_i is at distance at least $2r$ from the perimeter of $[0, 1]^2$. Note that $R \leq 2r$, so that $X_i + P_j \subseteq [0, 1]^2$ for all j .

We compute the probability that X_1 is a jewel given $X_1 = x$, provided that x is at distance at least $2r$ from the perimeter of the unit square. Note that this probability may be written as a multinomial probability. If p is the area of $x + P_j$, we have in particular,

$$\begin{aligned} \Pr\{X_1 \text{ is a jewel} | X_1 = x\} &= \frac{(n-1)!}{(n-1-k)!} \times p^k \times (1 - \pi R^2)^{n-1-k} \\ &= \frac{(n-1)!}{(n-1-k)!} \times p^k \times (1 - \pi/n \cos^2 \xi)^{n-1-k} \\ &\geq \frac{(n-1)!}{(n-1-k)!} \times p^k \times (1 - 2\pi/n)^{n-1-k} && \text{[since } \xi \leq 2\pi/9 < \pi/4\text{]} \\ &\geq (n-k)^k p^k (1 - 2\pi/n)^n \\ &\geq (n-k)^k p^k (1/3)^{2\pi} . \end{aligned}$$

As $k \geq 3$, we have $\xi \leq 2\pi/9 < 1$, so that $\tan \xi \geq \xi$. Therefore,

$$p = (R^2 - r^2)\xi = R^2 \xi \sin^2 \xi = r^2 \xi \tan^2 \xi \geq \xi^3/n .$$

Resubstitution yields

$$\begin{aligned} \Pr\{X_1 \text{ is a jewel} | X_1 = x\} &\geq (n-k)^k \frac{\xi^{3k}}{n^k} \left(\frac{1}{3}\right)^{2\pi} \\ &= \left(1 - \frac{k}{n}\right)^k \left(\frac{1}{3}\right)^{2\pi} \xi^{3k} \\ &= \left(1 - \frac{k}{n}\right)^k \left(\frac{1}{3}\right)^{2\pi} \left(\frac{2\pi}{3}\right)^{3k} k^{-3k} \\ &\geq k^{-3k} \end{aligned}$$

when n is large enough, uniformly over all x at distance at least $2r$ from the perimeter of the unit square. We may now uncondition. If N is the number of jewels among the data points, we have

$$\mathbb{E}[N] = n \Pr\{X_1 \text{ is a jewel}\} \geq n(1 - 4r)^2 k^{-3k} \sim nk^{-3k} .$$

If k is as we picked it, and $c < 1/3$, then $\mathbb{E}[N] \rightarrow \infty$. This is not quite enough to show that $\Pr\{N > 0\} \rightarrow 1$. There are several routes one can follow at this point: one could Poissonize the sample size; one might redefine jewels so that at most one jewel occurs in any region of a regular grid. Both tricks create enough independence to get by. Instead, we opt to use the second moment method (for references, see Palmer (1985) or Alon, Spencer and Erdős (1992)). When applied to a counting random variable $N = \sum_{i=1}^n Y_i$, where the Y_i 's are $\{0, 1\}$ -valued with a permutation-invariant joint distribution, the second moment method implies that $N/\mathbb{E}[N] \rightarrow 1$ in probability whenever $\mathbb{E}[N] \rightarrow \infty$ and

$$\limsup_{n \rightarrow \infty} \frac{\mathbb{E}[Y_1 Y_2]}{\mathbb{E}[Y_1] \mathbb{E}[Y_2]} \leq 1 .$$

In our case, we only need to verify the latter condition when Y_i is the indicator that X_i is a jewel, so that N is the number of jewels. Let A be the event that X_1 or X_2 is within $2r$ of the perimeter of the unit square, or that $\|X_1 - X_2\| \leq 4r$. On A^c , the complement of A , we have, by the multinomial argument given above, but now applied to two tiaras,

$$\mathbb{E}[Y_1 Y_2 | A^c] = \frac{(n-2)!}{(n-2-2k)!} p^{2k} (1-2\pi R^2)^{n-2-2k},$$

where p is the area of a pearl region P_j . We recall that

$$\mathbb{E}[Y_1] \geq \frac{(n-1)!}{(n-1-k)!} p^k (1-\pi R^2)^{n-1-k} \geq k^{-3k}$$

for n large enough. Thus, for such large n ,

$$\begin{aligned} \frac{\mathbb{E}[Y_1 Y_2]}{\mathbb{E}[Y_1] \mathbb{E}[Y_2]} &= \frac{\Pr\{A\} \mathbb{E}[Y_1 Y_2 | A]}{\mathbb{E}[Y_1] \mathbb{E}[Y_2]} + \frac{\Pr\{A^c\} \mathbb{E}[Y_1 Y_2 | A^c]}{\mathbb{E}[Y_1] \mathbb{E}[Y_2]} \\ &\leq \frac{\Pr\{A\}}{\mathbb{E}[Y_1] \mathbb{E}[Y_2]} + \frac{\mathbb{E}[Y_1 Y_2 | A^c]}{\mathbb{E}[Y_1] \mathbb{E}[Y_2]} \\ &\leq \frac{8r + 16\pi r^2}{\mathbb{E}[Y_1] \mathbb{E}[Y_2]} + \frac{(n-2)!}{(n-2-2k)!} p^{2k} (1-2\pi R^2)^{n-2-2k} \times \frac{(n-1-k)!^2}{(n-1)!^2} p^{-2k} (1-\pi R^2)^{2k+2-2n} \\ &\leq \frac{67}{n^{1/2} k^{-6k}} + 1 + O(k^2/n). \end{aligned}$$

We are done if $n^{1/2} k^{-6k} \rightarrow \infty$. For this, in the definition of k , we need only pick $6c < 1/2$, or $c < 1/12$. We have thus shown that $N/\mathbb{E}[N] \rightarrow 1$ in probability when $c < 1/12$ in the definition of k . We conclude that $\Pr\{N = 0\} \rightarrow 0$ for such choices of c . Therefore,

$$\lim_{n \rightarrow \infty} \Pr \left\{ \text{Maximum degree in Gabriel graph} < \frac{c \log n}{\log \log n} \right\} = 0$$

for all $c < 1/12$. □

2.2 An upper bound

Theorem 2. *For a random Gabriel graph defined on n points drawn independently from the uniform distribution on $[0, 1]^2$,*

$$\lim_{n \rightarrow \infty} \Pr \left\{ \text{maximum degree} > \frac{c \log n}{\log \log n} \right\} = 0$$

for all $c > 1$.

Proof. At a point x , partition the space into k equal sectors each having their apex at x and of angle $2\pi/k$ each, where $k = \lceil \sqrt{\log n} \rceil$. Within each sector, we color the point nearest to x red. If a sector has a red point y , consider the perpendicular line at y to the segment (y, x) and call this line the *separator*. All points in the same sector, on the same side of the separator as x are colored blue. In Figure 5, these are precisely the points that fall in the shaded wedge.

We first claim that each Gabriel graph neighbor of x is colored red or blue. Indeed, any point y excludes all points at the other side of the separator—the side that does not contain x . Thus, if there is

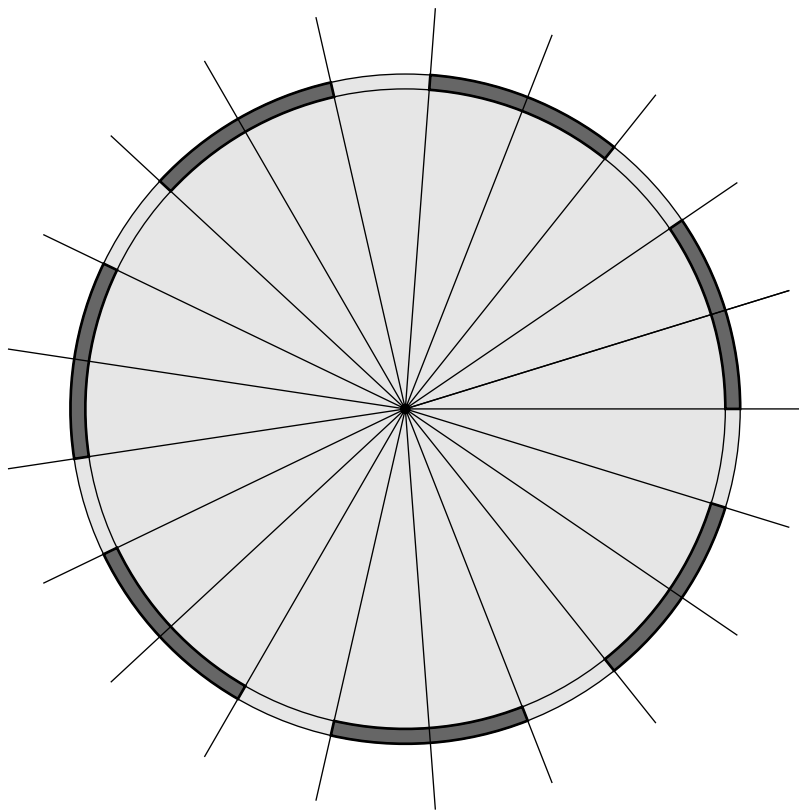


Figure 4: The shaded regions define a $(7, r)$ tiara.

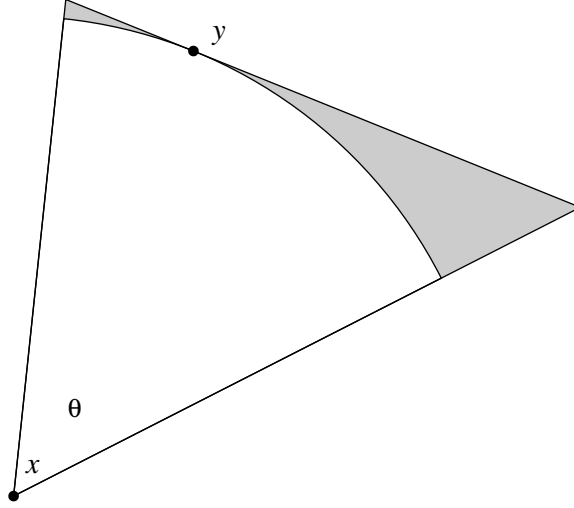


Figure 5: The definition of a wedge

a red point in the sector, only blue points can possibly be Gabriel neighbors of x . Let $r = 3\sqrt{\log n/n}$ and recolor any (blue or red) point z to be yellow if it is a Gabriel neighbour of x and $\|xz\| > r$.

Figure 6 shows several points with their separators. No point in the shaded area can be a Gabriel neighbor of the point x at the origin. Note that for every point in the shaded area, the Gabriel circle through the origin contains another point. Figure 7 shows several sectors and red points, together with the wedges in which blue points must fall. The angle of each sector is $\theta = 2\pi/k$.

Let N_r , N_b , and N_y be the total number of red, blue, and yellow points, respectively. Recall that $k = \lceil \sqrt{\log n} \rceil = o(\log n / \log \log n)$, so $N_r \leq k = o(\log n / \log \log n)$. Also, conditioning on $X_1 = x$,

$$\begin{aligned}
\mathbb{E}[N_y | X_1 = x] &= n \Pr\{X_2 \text{ is a Gabriel neighbor of } X_1, \|X_2 - X_1\| \geq r | X_1 = x\} \\
&\leq n(1 - \pi(r/2)^2/\pi)^{n-1} \\
&\quad \text{(because at least a } 1/\pi \text{ fraction} \\
&\quad \text{of the Gabriel circle through } x \text{ and } X_2 \text{ falls in the unit square)} \\
&\leq n(1 - r^2/4)^{n-1} \\
&\leq ne^{-9(n-1)\log n/(4n)} \\
&\sim n^{1-9/4} \\
&\rightarrow 0.
\end{aligned}$$

Thus, it suffices to study N_b .

As $\tan \theta \leq \theta + \theta^3$ for $0 \leq \theta \leq 1$, the area of each wedge is at most

$$\begin{aligned}
\frac{r^2}{2}(\tan \theta - \theta) &\leq \frac{9 \log n \theta^3}{2n} \\
&\leq \frac{72 \log n \pi^3}{2nk^3} \\
&\leq \frac{1200 \log n}{nk^3}.
\end{aligned}$$

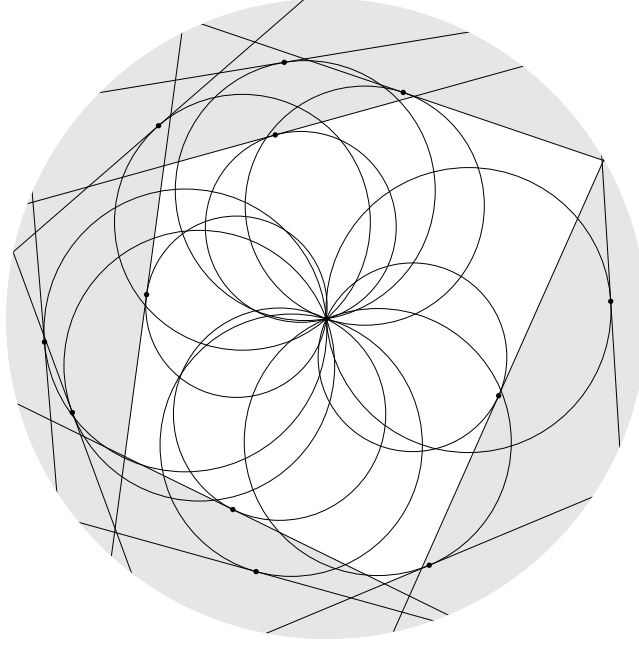


Figure 6: Several points and their separators

The total wedge area around $X_1 = x$ is thus not more than

$$\frac{1200 \log n}{nk^2} \leq \frac{1200}{n}.$$

Given $X_1 = x$ and the collection of red points, the $n - 1 - N_r$ other points are uniformly distributed on the unit square but not in any of the N_r circular sectors just inside the wedges, and not in any circular sectors of radius r defined when no red point is present in the sector. Call the density f and its support set S . Clearly, $1 \leq f \leq 1/(1 - \pi r^2)$. Of the $n - 1 - N_r$ points, let M denote the total number of points falling in the wedges. Clearly, M is stochastically smaller than a binomial random variable with parameters $m = n - 1 - N_r$ and $p = 1200/n(1 - \pi r^2)$. In particular, using $l! \geq (l/e)^l$,

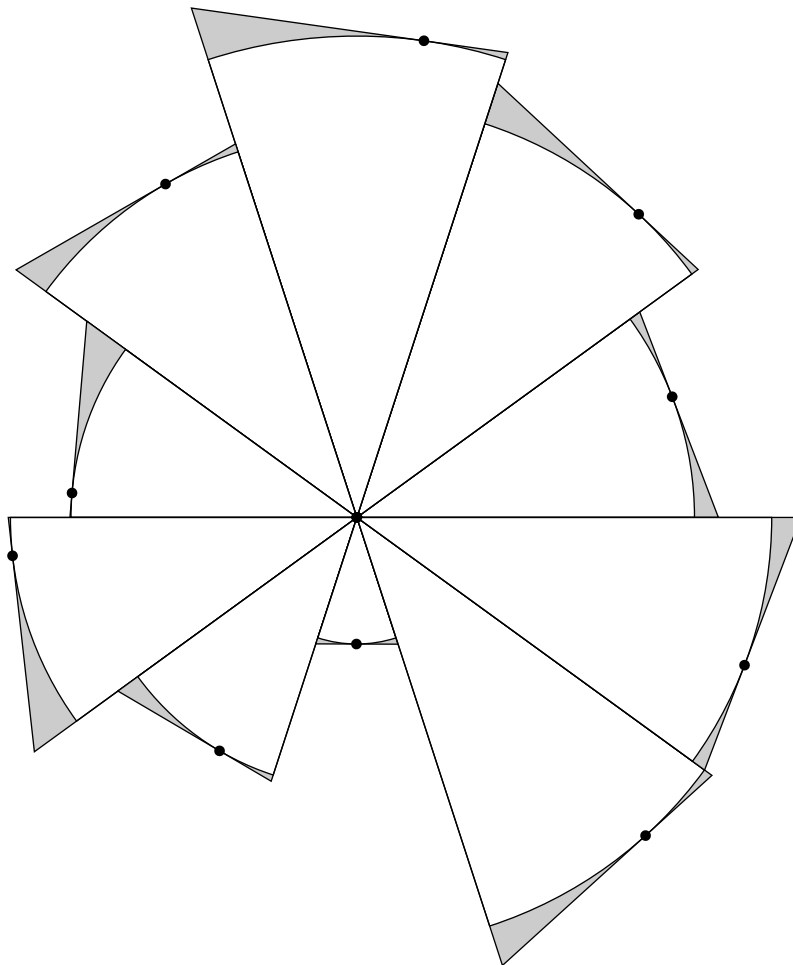


Figure 7: Sectors, red points, and blue wedges.

and letting \Pr denote the conditional probability,

$$\begin{aligned}
\Pr\{M \geq l\} &\leq \sum_{j=l}^m \binom{m}{j} p^j (1-p)^{m-j} \\
&\leq \sum_{j=l}^{\infty} \frac{(mp)^j}{j!} \\
&= \frac{(mp)^l}{l!} \sum_{j=0}^{\infty} \frac{(mp)^j l!}{(l+j)!} \\
&\leq \frac{(mp)^l}{l!} \sum_{j=0}^{\infty} \left(\frac{mp}{l}\right)^j \\
&= \frac{(mp)^l}{l!(1-mp/l)} \\
&\leq \frac{(mpe/l)^l}{(1-mp/l)} \\
&\leq \frac{(npe/l)^l}{(1-np/l)}.
\end{aligned}$$

We set $l = \lceil c \log n / \log \log n \rceil$ for a constant c and note that $np/l = o(1)$. By the union bound, the probability that there exists a point x for which the number of blue points in the wedge collection for x is greater than or equal to l does not exceed

$$n \times \frac{(npe/l)^l}{(1-np/l)}.$$

As $np = 1200 + o(1)$, the above expression is for all n large enough not more than

$$2n(3600/l)^l.$$

By (1), this tends to zero when $c > 1$.

The probability that for one of the data points, $N_y > 0$ is not more than

$$n \times (1 + o(1))n^{1-9/4} \rightarrow 0.$$

Thus, we have shown that for $c > 1$, the probability that the maximum degree exceeds $k + l$ tends to zero. As $k + l \sim l$, we are done. \square

2.3 Remarks

Higher dimensions. Just as Bern, Eppstein and Yao (1991) showed for the expected maximum degree in a Delaunay triangulation, the results for in probability convergence for Gabriel graphs extend easily to \mathbb{R}^d . In particular, for any d , there exist constants $a > 0$ and $b < \infty$ only depending upon d such that

$$\lim_{n \rightarrow \infty} \Pr \left\{ \text{maximum degree} \notin \left(\frac{a \log n}{\log \log n}, \frac{b \log n}{\log \log n} \right) \right\} = 0.$$

Edge lengths. The results on N_y in the proof above show that the expected number of Gabriel edges of length at least $3\sqrt{\log n/n}$ is $o(1)$. Hence, the probability that the maximum edge length exceeds $3\sqrt{\log n/n}$ tends to zero. Bounds on sums of functions of the edges lengths of random Gabriel graphs are given by Penrose and Yukich [21].

3 Yao Graphs

In this section we present our results on Yao graphs. For simplicity we consider θ -Yao graphs with $\theta = \pi/2$. The modifications required for other (smaller) values of θ are discussed at the end of this section. The lower bound in Section 3.1 is obtained using a construction and argument similar to the pearl used to prove Theorem 1. The upper bound in Section 3.2 uses different arguments based on maxima.

For the upper bound, we change the distribution model slightly by rotating it by $\pi/4$. More precisely, let \mathbb{D}^2 denote the unit square rotated by $\pi/4$. The upper bound assumes that points are distributed uniformly and independently in \mathbb{D}^2 . At the end of this section, we discuss why this slightly different assumption is necessary.

3.1 A lower bound

Our lower bound argument is similar to that used for Gabriel graphs, in that we define a configuration of points whose existence implies a vertex of degree k and show that, with high probability, this configuration exists in a random point set.

Theorem 3. *For a random $\pi/2$ -Yao graph defined by n points drawn independently from the uniform distribution on $[0, 1]^2$,*

$$\lim_{n \rightarrow \infty} \Pr \left\{ \text{maximum degree} < \frac{c \log n}{\log \log n} \right\} = 0 ,$$

for all $c < 1/8$.

Proof. Refer to Figure 8.a. Let $r > 0$ be a real number and let k be a positive integer. Define k square regions P_1, \dots, P_k where $P_i = [(i-1)r/k, ir/k] \times [r - ir/k, r - (i-1)r/k]$. These regions are called *steps*.

Assume we are given m points in the plane, x_1, \dots, x_m and a center x . Then we call x a (k, r) -staircase for x_1, \dots, x_m if exactly k of the points x_i fall into the square $x + [-r, r]^2$ and if each step $x + P_j$ covers exactly one of these x_i 's. If we construct the $\pi/2$ -Yao graph for x, x_1, \dots, x_m and x is a (k, r) -staircase for x_1, \dots, x_m , then every point in each of the k steps is adjacent to x , so x is a vertex of degree at least k (Figure 8.b).

Let $k = c \log n / \log \log n$, let $r = \sqrt{2/n}$, and let X_1, \dots, X_n be n points drawn uniformly and

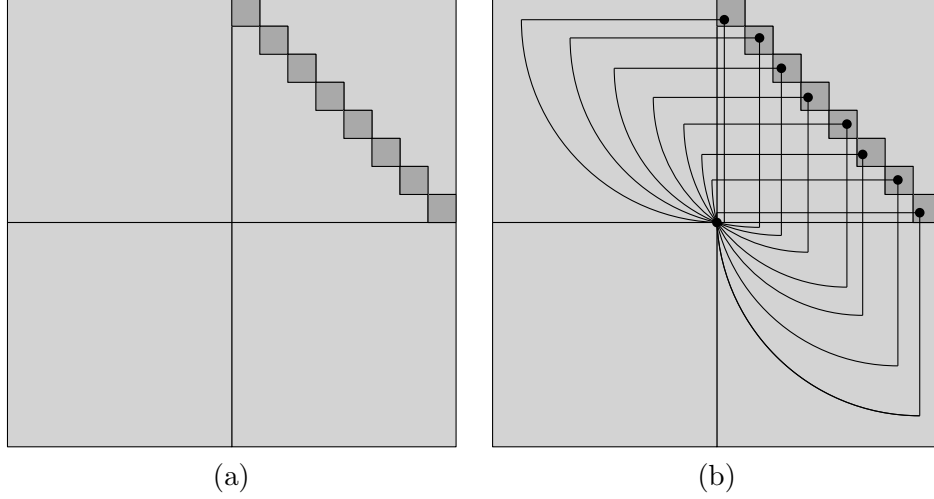


Figure 8: An $(8, r)$ staircase.

independently from $[0, 1]^2$. Then the area, p , of a step in a (k, r) -staircase is $p = (r/k)^2 = 2/nk^2$, so

$$\begin{aligned} \Pr\{X_1 \text{ is a } (k, r)\text{-staircase} \mid X_1 \in [r, 1-r]^2\} &= \frac{(n-1)!}{(n-k-1)!} p^k (1-8/n)^{n-k-1} \\ &\geq (1-k/n)^k (1-8/n)^n 2^k k^{-2k} \\ &\geq k^{-2k}, \end{aligned}$$

for n sufficiently large. Thus, if N is the number of staircases among X_1, \dots, X_n , then

$$\mathbb{E}[N] \geq n(1-2r)^2 k^{-2k} = \Omega(n^{1-2c-\epsilon}) \rightarrow \infty,$$

provided that $c < 1/2$.

As before, we finish the proof using the second moment method. Let A denote the event that $\{X_1, X_2\} \not\subset [r, 1-r]^2$ or that $X_2 \in X_1 + [-r, r]^2$, and let A^c denote the complement of A . Let Y_i , $i \in \{1, 2\}$, denote the indicator variable that X_i is a staircase. Then, for sufficiently large n ,

$$\begin{aligned} \frac{\mathbb{E}[Y_1 Y_2]}{\mathbb{E}[Y_1] \mathbb{E}[Y_2]} &\leq \frac{\mathbb{E}[Y_1 Y_2]}{k^{-4k}} \\ &= k^{4k} (\Pr\{A\} \mathbb{E}[Y_1 Y_2 | A] + \Pr\{A^c\} \mathbb{E}[Y_1 Y_2 | A^c]) \\ &\leq k^{4k} ((4r + 4r^2) + \Pr\{A^c\} \mathbb{E}[Y_1 Y_2 | A^c]) \\ &\leq k^{4k} \left((4r + 4r^2) + \frac{(n-2)!}{(n-2-2k)!} \left(\frac{1}{nk^2}\right)^{2k} (1-16/n)^{n-2-2k} \right) \\ &\leq k^{4k} \left((4r + 4r^2) + n^{2k} \left(\frac{1}{nk^2}\right)^{2k} (1-16/n)^{n-2-2k} \right) \\ &\leq k^{4k} \left(4\sqrt{2/n} + 8/n \right) + 1 \\ &= 1 + O(n^{4c-1/2}), \end{aligned}$$

so $\lim_{n \rightarrow \infty} \frac{\mathbb{E}[Y_1 Y_2]}{\mathbb{E}[Y_1] \mathbb{E}[Y_2]} = 1$ for any $c < 1/8$. □

3.2 An upper bound

Next we prove an upper bound on the maximum degree in a $(\pi/2)$ -Yao graph. The upper bound is based on the observation that the neighbours of a node in a Yao graph are so-called minima. Let x_1, \dots, x_n be a set of points. We say that a point x_i *dominates* x_j if the x- and y-coordinate of x_i are larger than the x- and y-coordinate of x_j , respectively. A point x is *maximal* with respect to x_1, \dots, x_n if x is not dominated by any x_i . A point x is *minimal* if x does not dominate any point x_i .

Before we can present the upper bound, we require a few preliminary results about maxima and minima. First, though, we recall a classic result obtained using Chernoff's bounding method [5]:

Lemma 1. *Let Y_1, \dots, Y_m be a sequence of independent $\{0, 1\}$ -valued random variables, let $Y = \sum_{i=1}^m Y_i$, and let $\mu = \mathbb{E}[Y]$. Then, for any, $\delta > 0$,*

$$\Pr\{Y > (1 + \delta)\mu\} \leq \left(\frac{e^\delta}{(1 + \delta)^{(1+\delta)}} \right)^\mu .$$

The following result is already quite well-known. We include a proof sketch only for the sake of completeness.

Lemma 2. *Let X_1, \dots, X_m be a sequence of points drawn independently and uniformly from a rectangle $[a, b] \times [c, d]$ having area greater than 0 and let M be the number of maximal (respectively, minimal) points among X_1, \dots, X_m . Then, for any $\delta > 0$,*

$$\log m \leq \mathbb{E}[M] \leq \log m + 1 \tag{2}$$

and

$$\Pr\{M > (1 + \delta)\mathbb{E}[M]\} \leq \left(\frac{e^\delta}{(1 + \delta)^{1+\delta}} \right)^{\log m} . \tag{3}$$

Proof. Sort the elements of X_1, \dots, X_m by decreasing x-coordinate, so that X_i is maximal if and only if its y-coordinate is the maximum among the y-coordinates of X_1, \dots, X_i . Let $Y_i = 1$ if X_i is maximal and $Y_i = 0$ otherwise. Obviously $\mathbb{E}[Y_i] = 1/i$, so

$$\mathbb{E}[M] = \mathbb{E} \left[\sum_{i=1}^m Y_i \right] = \sum_{i=1}^m 1/i .$$

The inequality $\log m \leq \mathbb{E}[M] \leq \log m + 1$ is then obtained by bounding the above harmonic sum using the integral $\int_1^m (1/x) dx$ (see, e.g., Cormen et al [6, Appendix A.2]).

To prove the second part of the lemma, we use the fact that the random variables Y_1, \dots, Y_m are independent [8, 11]. The result then follows immediately from Lemma 1. \square

Unfortunately, the points we consider will not always be drawn from a rectangle. A *t-shape* is a closed maximal subset of \mathbb{R}^2 that is bounded by the x- and y-axes and a y-monotone polygonal path consisting of at most t edges (a piecewise linear function of y having at most t pieces). See Figure 9.a.

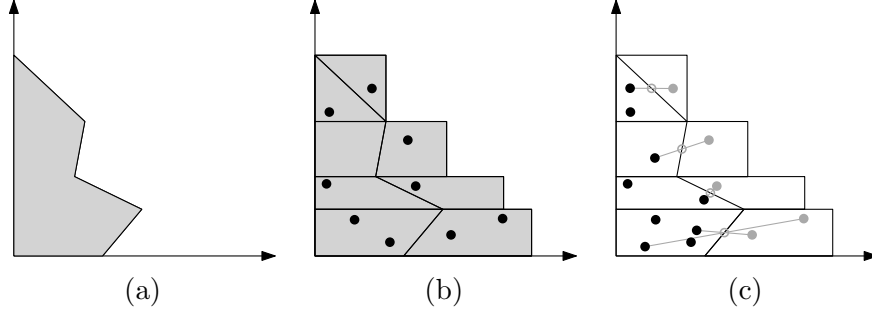


Figure 9: (a) a t -shape S , (b) covering S to obtain a shape S' and uniformly distributing points in S' , and (c) reflecting the points in S' to obtain points uniformly distributed in S .

Lemma 3. Let X_1, \dots, X_m be a sequence of points drawn independently and uniformly from a t -shape S having area greater than 0 and let M be the number of minimal points among X_1, \dots, X_m . Then, for any $\delta > 0$,

$$\mathbb{E}[M] \leq 2t(\log m + 1) \quad (4)$$

and

$$\Pr\{M > (1 + \delta)2t(\log m + 1)\} \leq 2t \left(\frac{e^\delta}{(1 + \delta)^{1+\delta}} \right)^{\log m}. \quad (5)$$

Proof. Cover S with at most t rectangles R_1, \dots, R_ℓ , $\ell \leq t$ whose total area is twice the area of S , as shown in Figure 9.b. Let $S' = \bigcup_{i=1}^\ell R_i$ be the resulting subset of \mathbb{R}^2 . Generate points $Z = \{Z_1, \dots, Z_m\}$ uniformly and independently in S' . For each point Z_i in R_j , if $Z_i \in S$ then set $X_i = Z_i$. Otherwise, set X_i to be the reflection of Z_i through the center of R_j . Observe that X_1, \dots, X_m are uniformly distributed in S . Furthermore, if $X_i \in R_j$ is minimal with respect to X_1, \dots, X_m , then Z_i is either maximal or minimal with respect to $Z \cap R_j$.

Therefore, if M_j denotes the number of minimal elements of X contained in R_j , then, by the first part of Lemma 2, $\mathbb{E}[M_j] \leq 2(\log m + 1)$ and

$$\mathbb{E}[M] = \mathbb{E} \left[\sum_{j=1}^t M_j \right] \leq 2t(\log m + 1).$$

By applying the second part of Lemma 2 t times, and using the union bound, we also obtain

$$\Pr\{M > (1 + \delta)2t(\log m + 1)\} \leq 2t \left(\frac{e^\delta}{(1 + \delta)^{1+\delta}} \right)^{\log m}$$

as required. \square

We now have all the tools required to prove our upper bound

Theorem 4. For a random $(\pi/2)$ -Yao graph defined on n points drawn independently from the uniform distribution on \mathbb{D}^2 ,

$$\lim_{n \rightarrow \infty} \Pr \left\{ \text{maximum degree} > \frac{4c \log n}{\log \log n} \right\} = 0$$

for all $c > 4$.

Proof. Let X_1, \dots, X_n be points uniformly and independently distributed in \mathbb{D}^2 and let G be the $(\pi/2)$ -Yao graph of X_1, \dots, X_n . Let $\ell = \sqrt{d \log n/n}$. We will first consider the edges of G whose length is at most ℓ . Consider the square $S = X_1 + [0, \ell]^2$, that contains all neighbours of X_1 in X_1 's 1-cone. Let N denote the number of points of X_2, \dots, X_n contained in S . Then $E[N] \leq n\ell^2 = d \log n$ and, by Lemma 1,

$$\Pr\{N > 2d \log n\} \leq (e/4)^{d \log n} = n^{d(1-\log 4)} .$$

Let N' denote the number of points in S that are neighbours of X_1 in the Yao graph. Each such point is minimal with respect to the N points of X_2, \dots, X_n contained in S . Furthermore, $S \cap \mathbb{D}^2$ is a t -shape, for $t \leq 2$. By the first part of Lemma 3, conditioned on $N \leq 2d \log n$, the expected number of minimal points, and hence the number of neighbours of X_1 in S is small;

$$E[N'|N \leq 2d \log n] \leq 4(\log(2d \log n) + 1) = 4 \log \log n + \Theta(1) .$$

Define $v = \log(2d \log n)$ and let $k = (c \log n)/(\log \log n)$. By the second part of Lemma 3, with $t = 2$,

$$\begin{aligned} \Pr\{N' > k | N \leq 2d \log n\} &= \Pr\left\{N' > \frac{c \log n}{4(v+1)(\log \log n)} \cdot (4(v+1)) | N \leq 2d \log n\right\} \\ &\leq 4(f(n)/g(n))^{\log(2d \log n)} \\ &\leq 4(f(n)/g(n))^{\log \log n} \end{aligned}$$

where

$$\begin{aligned} f(n)^{\log \log n} &= \exp\left(\frac{c \log n}{4(v+1)(\log \log n)} - 1\right)^{\log \log n} \\ &\leq \exp\left(\frac{c \log n}{4(v+1)} - 1\right) \\ &= n^{o(1)} \end{aligned}$$

and

$$\begin{aligned} g(n)^{\log \log n} &= \left(\left(\frac{c \log n}{4(v+1)(\log \log n)}\right)^{\frac{c \log n}{4(v+1)(\log \log n)}}\right)^{\log \log n} \\ &= \left(\frac{c \log n}{4(v+1)(\log \log n)}\right)^{\frac{c \log n}{4(v+1)}} \\ &= \Omega(n^{c/4-\epsilon}) \end{aligned}$$

for any $\epsilon > 0$. Putting this all together, we obtain

$$\Pr\{N' > k | N \leq 2d \log n\} \leq n^{o(1)}/\Omega(n^{c/4-\epsilon}) = O(n^{-c/4+\epsilon}) .$$

Unconditioning, we obtain

$$\Pr\{N' > k\} = O(n^{-c/4+\epsilon} + n^{d(1-\log 4)}) .$$

Let G' be the subgraph of G consisting only of edges of length at most ℓ and let D' denote the maximum degree of a vertex in G' . Repeating the above argument $4n$ times and using the union bound gives

$$\Pr\{D' > 4k\} = O(n^{1-c/4+\epsilon} + n^{1+d(1-\log 4)})$$

Finally, all that remains is to argue that G has no edges of length greater than ℓ . An edge of length at least ℓ defines an empty region of area at least $\pi\ell^2/4$. For $\ell < 1/2$, a portion of this empty

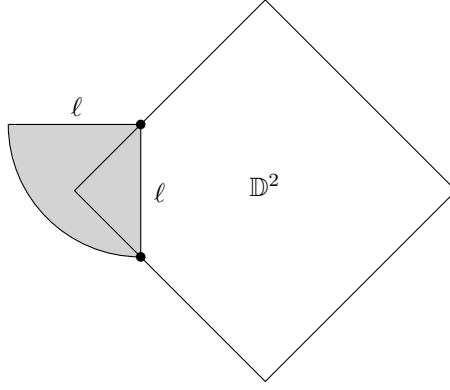


Figure 10: An edge of length ℓ defines an empty subset of \mathbb{D}^2 whose area is at least $(\ell/2)^2$.

region whose area is at least $(\ell/2)^2$ is contained in \mathbb{D}^2 (see Figure 10). Therefore, the probability of there being any edge of length greater than $\ell = \sqrt{d \log n/n}$ is at most

$$\begin{aligned}
 4n(1 - \ell^2/4)^{n-2} &= 4n \left(1 - \frac{d \log n}{4n}\right)^{n-2} \\
 &\leq 4ne^{-(n-1)d \log n/4n} \\
 &\leq 4n^{1-(n-1)d/4n} \\
 &= 4n^{1-(1-1/n)d/4}
 \end{aligned}$$

At last, let D be the maximum degree of any vertex in G . Putting everything together, we obtain

$$\Pr\{D > 4k\} = O(n^{1-c/4+\epsilon} + n^{1+d(1-\log 4)} + n^{1-(1-1/n)d/4}) \rightarrow 0$$

for any $c > 4$ and $d > \max\{1/(\log 4 - 1), 4\}$. □

3.3 Remarks

Why \mathbb{D}^2 ? The proof of Theorem 4 actually shows that the probability that G has a vertex of degree more than $c \log n / \log \log n$ is $n^{-\Omega(c)}$. The last step in the proof requires that any edge of length ℓ defines portion of the support set of area $\Omega(\ell^2)$ that is empty of points. This is true when the support set is \mathbb{D}^2 but not true when the support set is the unit square $[0, 1]^2$. Indeed, the proof breaks down for points drawn from the unit square, since with probability $1/n$, some element, say X_1 , simultaneously has the minimum x- and y-coordinate. In this case, the expected degree of X_1 is equal to the expected number of minimal elements among X_2, \dots, X_n , which is, by Lemma 2, $\Theta(\log n)$.

In a situation where points are uniformly distributed in the unit square, the upper bound in Theorem 4 holds if one considers only the points whose distance from the boundary of the square is at least $\sqrt{d \log n/n}$.

Smaller values of θ . For any constant value of $\theta \leq \pi/2$, the upper and lower bounds of Theorem 3 and Theorem 4 still hold. The arguments are almost identical with the exception that the definition of

a staircase and of minima and maxima are modified to take the value of θ into account. Although the value of θ appears in the intermediate calculations, for any constant θ , the constants $c = 1/8$ and $c = 4$ in Theorem 3 and Theorem 4 are unchanged (though the constant $4c$ in Theorem 4 becomes $(2\pi/\theta)c$). However, as noted above, to prove a version of Theorem 4 the support set must be rotated so that the difference in angle between any side of the support set and $i\theta$, for $0 \leq i \leq 2\pi/\theta$ is lower-bounded by a constant.

Higher dimensions. Yao graphs are also defined for point sets in \mathbb{R}^d . The lower bound of Theorem 3 can be extended to show that Yao graphs of n points uniformly and independently distributed in $[0, 1]^d$ have maximum degree $\Omega(\log n / \log \log n)$. Unfortunately, the proof of the upper bound in Theorem 4 does not continue to hold in \mathbb{R}^d .

References

- [1] N. Alon, J. Spencer, , and P. Erdős. *The Probabilistic Method*. John Wiley, New York, 1992.
- [2] L. Barrière, P. Fраigniaud, L. Narayanan, and J. Opatrny. Robust position-based routing in wireless ad hoc networks with irregular transmission range. *Wireless Communications and Mobile Computing*, 3(2):141–153, 2003.
- [3] M. Bern, D. Eppstein, and F. Yao. The expected extremes in a Delaunay triangulation. *International Journal of Computational Geometry and Applications*, 1:79–91, 1991.
- [4] P. Bose, P. Morin, I. Stojmenović, and J. Urrutia. Routing with guaranteed delivery in *ad hoc* wireless networks. *Wireless Networks*, 7(6):609–616, 2001.
- [5] H. Chernoff. A measure of the asymptotic efficient of tests of a hypothesis based on the sum of observations. *Annals of Mathematical Statistics*, 23:493–507, 1952.
- [6] T. H. Cormen, C. E. Leiserson, R. L. Rivest, and C. Stein. *Introduction to Algorithms*. MIT Press, Cambridge, Massachussets, 2nd edition, 2006.
- [7] L. Devroye. Applications of the theory of records in the study of random trees. *Acta Informatica*, 26:123–130, 1988.
- [8] L. Devroye. The expected size of some graphs in computational geometry. *Computers and Mathematics with Applications*, 15:53–64, 1988.
- [9] L. Devroye, J. Gudmundsson, and P. Morin. On the expected maximum degree of Gabriel and Yao graphs. Technical Report cs0905.3584, arXiv, 2009.
- [10] K. R. Gabriel and R. R. Sokal. A new statistical approach to geographic variation analysis. *Systematic Zoology*, 18:259–278, 1969.
- [11] N. Glick. Breaking records and breaking boards. *American Mathematics Monthly*, 85:2–26, 1978.
- [12] M. Grünewald, T. Lukovszki, C. Schindelhauer, and K. Volbert. Distributed maintenance of resource efficient wireless network topologies. In *8th EURO-PARA02*, pages 935–946, 2002.

-
- [13] B. Karp and H. T. Kung. GPSR: greedy perimeter stateless routing for wireless networks. In *MobiCom '00: Proceedings of the 6th annual international conference on Mobile computing and networking*, pages 243–254, New York, NY, USA, 2000. ACM.
- [14] X.-Y. Li, P.-J. Wan, and W. Yu. Power efficient and sparse spanner for wireless ad hoc networks. In *IEEE International Conference on Computer Communications and Networks (ICCCN01)*, Scottsdale, Arizona, October 2001.
- [15] D. W. Matula and R. R. Sokal. Properties of Gabriel graphs relevant to geographic variation research and the clustering of points in the plane. *Geographical Analysis*, 12:205–222, 1980.
- [16] C. McDiarmid. On the method of bounded differences. In *Surveys in Combinatorics 1989*, volume 141 of *London Mathematical Society Lecture Notes Series*, pages 148–188, Cambridge, 1989. Cambridge University Press.
- [17] R. Meester and R. Roy. *Continuum Percolation*. Number 119 in Cambridge Tracts in Mathematics. Cambridge University Press, 1996.
- [18] G. Narasimhan and M. Smid. *Geometric Spanner Networks*. Cambridge University Press, 2007.
- [19] E. M. Palmer. *Graphical Evolution*. John Wiley, New York, 1985.
- [20] M. Penrose. *Random Geometric Graphs*. Oxford University Press, 2003.
- [21] M. D. Penrose and Y. E. Yukich. Weak laws of large numbers in geometric probability. *Annals of Applied Probability*, 13(1):277–303, 2003.
- [22] P. Bahl R. Wattenhofer L. Li and Y.-M. Wang. Distributed topology control for wireless multihop ad-hoc networks. In *IEEE INFOCOM*, 2001.
- [23] C. Schindelbauer, K. Volbert, and M. Ziegler. Geometric spanners with applications in wireless networks. *Computational Geometry Theory and Applications*, 36(3):197–214, 2007.
- [24] G. T. Toussaint. Pattern recognition and geometrical complexity. In *Fifth International Conference on Pattern Recognition*, pages 1324–1347, Florida, December 1980.
- [25] G. T. Toussaint. The relative neighborhood graph of a finite planar set. *Pattern Recognition*, 12:261–268, 1980.
- [26] G. T. Toussaint. Computational geometric problems in pattern recognition. In J. Kittler, K. S. Fu, and L. F. Pau, editors, *Pattern Recognition Theory and Applications*, volume 81 of *NATO Science Series C*, pages 73–91. Springer, 1982.
- [27] Y. Wang and X.-Y. Li. Localized construction of bounded degree and planar spanner for wireless ad hoc networks. *ACM Mobile Network and Applications(MONET)*, 11(2):161–175, 2006.
- [28] G. Mao X. Ta and B. D. O. Anderson. On the phase transition width of K -connectivity in wireless multi-hop networks. *IEEE Transactions on Mobile Computing*, 8(7):936–949, 2009. To appear.
- [29] A. C.-C. Yao. On constructing minimum spanning trees in k -dimensional spaces and related problems. *SIAM Journal on Computing*, 11(4):721–736, 1982.